



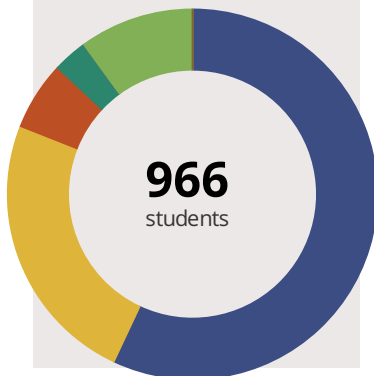
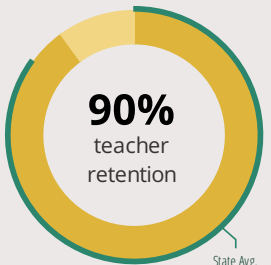
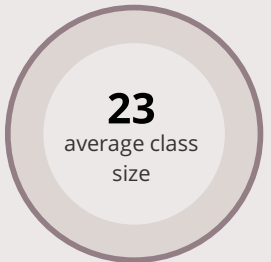
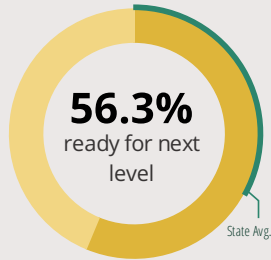
# PERCY JULIAN MIDDLE SCHOOL

416 S RIDGELAND AVE OAK PARK, IL 60302 4010 (708) 524-3040

Grades: 6-8  
District: OAK PARK ESD 97

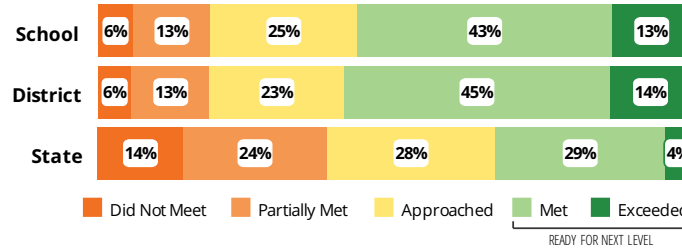
Principal: Mr. Todd Fitzgerald  
Superintendent: Dr. Carol Kelley

## FAST FACTS



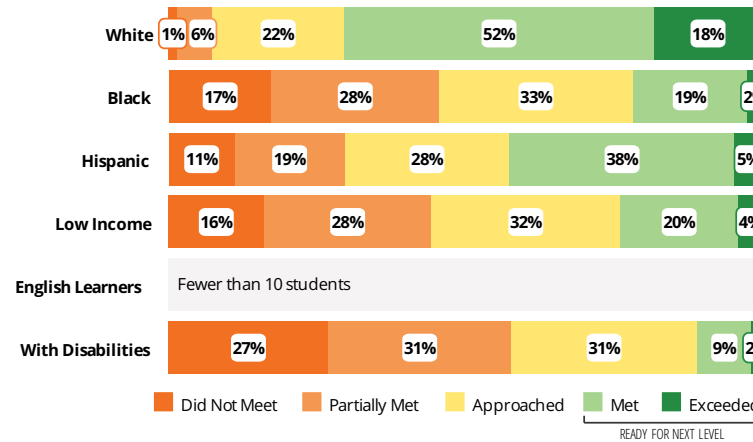
## Academic Success

Middle All Illinois students in grades 3-8 take the PARCC assessment each year. High school students take the SAT in Math and English Language Arts.



## Success by Student Group

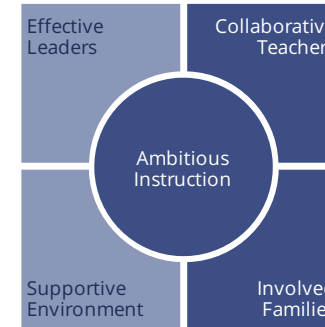
This display shows PARCC performance levels for each student group. No data is shown for groups with fewer than 10 students.



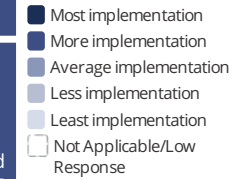
## Student Characteristics

White	57%	Low Income	25%
Black	24%	English Learners	0%
Hispanic	6%	With Disabilities	15%
Asian	3%	Homeless	2%
American Indian	0%		
Two or More Races	10%		
Pacific Islander	0%		

## School Environment



The **5Essentials Survey** allows students in grades 6-12 and all teachers to share their perspectives on essential conditions for learning. The anonymous survey consists of 5 components.



Response Rates	
Students	85%
Teachers	100%

### Average Effective Leaders

Do principals and teachers implement a shared vision for success?

### More Collaborative Teachers

Do teachers collaborate to promote professional growth?

### More Ambitious Instruction

Are the classes challenging and engaging?

### Average Supportive Environment

Is the school safe, demanding, and supportive?

### More Involved Families

Does the entire staff build strong external relationships?

## Student Attendance and Mobility

### Attendance Rate

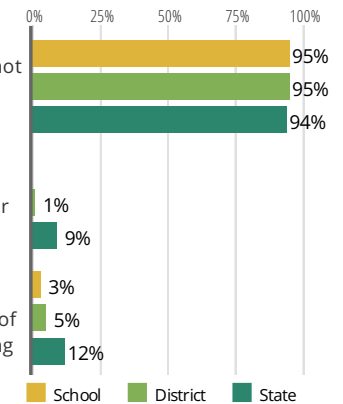
Rate at which students are present at school, not including excused or unexcused absences

### Chronic Truancy Rate

Percentage of students who have been absent without valid reasons for 5% or more of regular school days

### Student Mobility

Percentage of students who transfer in or out of the school during the school year, not including graduates





# PERCY JULIAN MIDDLE SCHOOL

## School Highlights

### Academic Courses

6th Grade Algebra, 6th Grade PreAlgebra, 7th Grade Advance Agebra, 7th Grade Algebra, 8th Grade Advanced Algebra, 8th Grade Algebra, Applied Arts, Band, Choir, French I-III, Guitar, Home Economics/Family and Consumer Science, Orchestra, Piano, Project Lead the Way/Design and Modeling, Spanish I-II, Summer School, Theater

### Physical Education, Heath and Wellness

Health Education Courses, Nutrition

### Other Programs and Activities

Art Club, Auditorium Tech Crew, Chess Club, Drama/Theatre, Environmental Club, Ethnic Club, Homework Club, Language Clubs, Math Club, Music Club, Student Council/Government, Technology Club, Writer's Workshop, Yearbook Club

### School Awards

PE Department/Blue Ribbon School

### Career Development Courses and Programs

### Athletics

Boy's Basketball, Boy's Cross Country, Boy's Track & Field, Boy's Volleyball, Girl's Basketball, Girl's Cross Country, Girl's Track & Field, Girl's Volleyball, Intramural Sports

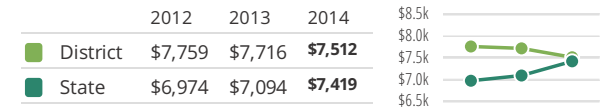
### School Personnel Resources

Bilingual Education Teacher, School Psychologist, Special Education Teacher, Speech Language Pathologist-non teaching

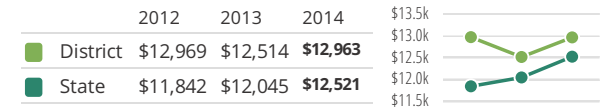
### Facilities

## District Finance

**Instructional Spending per Pupil** includes only the activities directly dealing with the teaching of students or the interaction between teachers and students.



**Operational Spending per Pupil** includes all costs for overall operations in this school's district, including Instructional Spending, but excluding summer school, adult education, capital expenditures, and long-term debt payments.



## Educator Measures

This school has had **2 principal(s)** over the past 6 years. In the last three years, an average of **90% of teachers** return to this school each year.

## FOR MORE INFORMATION

Visit [IllinoisReportCard.com](http://IllinoisReportCard.com) to see additional details about each item of information for this school. There you will find charts spanning multiple years, detailed explanations, resources, more of the school's programs and activities, and powerful tools that let you dig deeper into data.

Most of this data has been collected by ISBE from school districts through data systems. Some information, such as the School Highlights, is entered directly by principals and can be updated throughout the year.