



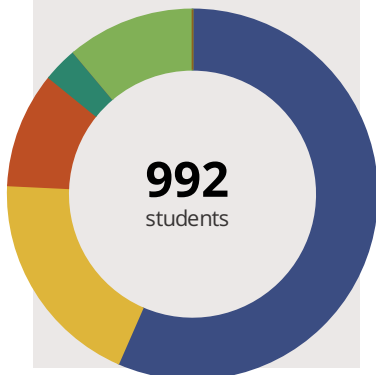
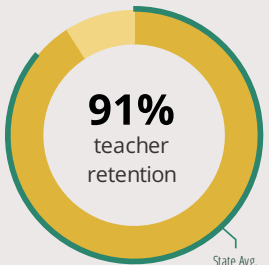
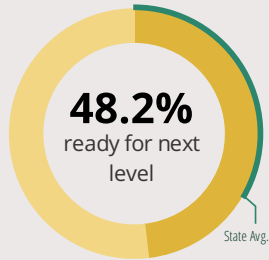
PERCY JULIAN MIDDLE SCHOOL

416 S RIDGELAND AVE OAK PARK, IL 60302 4010 (708) 524-3040

Grades: 6-8
District: OAK PARK ESD 97

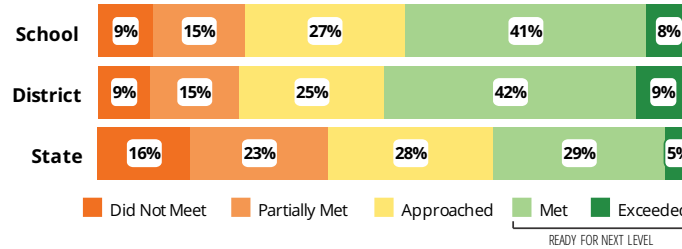
Principal: Mr. Todd Fitzgerald
Superintendent: Dr. Carol Kelley

FAST FACTS



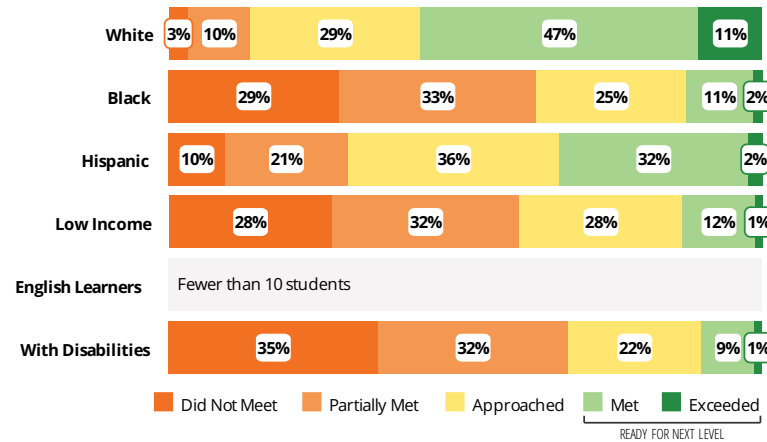
Academic Success

Middle All Illinois students in grades 3-8 take the PARCC assessment each year. High school students take the SAT in Math and English Language Arts.



Success by Student Group

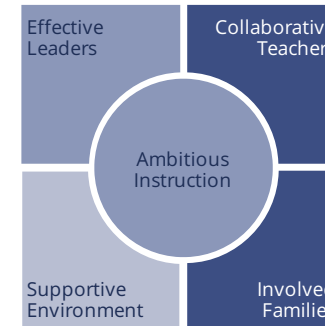
This display shows PARCC performance levels for each student group. No data is shown for groups with fewer than 10 students.



Student Characteristics

White	56%	Low Income	20%
Black	19%	English Learners	1%
Hispanic	10%	With Disabilities	14%
Asian	3%	Homeless	1%
American Indian	0%		
Two or More Races	11%		
Pacific Islander	0%		

School Environment



The **5Essentials Survey** allows students in grades 6-12 and all teachers to share their perspectives on essential conditions for learning. The anonymous survey consists of 5 components.

- Most implementation
- More implementation
- Average implementation
- Less implementation
- Least implementation
- Not Applicable/Low Response

Response Rates	
Students	93%
Teachers	89%

Average Effective Leaders

Do principals and teachers implement a shared vision for success?

More Collaborative Teachers

Do teachers collaborate to promote professional growth?

Average Ambitious Instruction

Are the classes challenging and engaging?

Less Supportive Environment

Is the school safe, demanding, and supportive?

More Involved Families

Does the entire staff build strong external relationships?

Student Attendance and Mobility

Attendance Rate

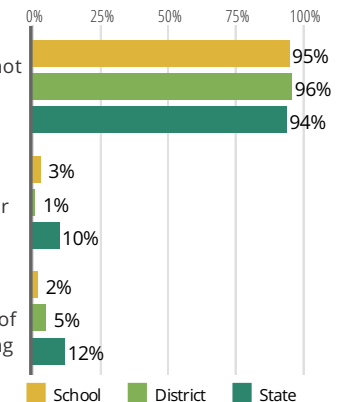
Rate at which students are present at school, not including excused or unexcused absences

Chronic Truancy Rate

Percentage of students who have been absent without valid reasons for 5% or more of regular school days

Student Mobility

Percentage of students who transfer in or out of the school during the school year, not including graduates





PERCY JULIAN MIDDLE SCHOOL

School Highlights

Academic Courses

6th Grade Algebra, 6th Grade PreAlgebra, 7th Grade Advance Agebra, 7th Grade Algebra, 8th Grade Advanced Algebra, 8th Grade Algebra, Applied Arts, Band, Choir, French I-III, Guitar, Home Economics/Family and Consumer Science, Orchestra, Piano, Project Lead the Way/Design and Modeling, Spanish I-II, Summer School, Theater

Physical Education, Heath and Wellness

Health Education Courses, Nutrition

Other Programs and Activities

Art Club, Auditorium Tech Crew, Chess Club, Drama/Theatre, Environmental Club, Ethnic Club, Homework Club, Language Clubs, Math Club, Music Club, Student Council/Government, Technology Club, Writer's Workshop, Yearbook Club

School Awards

PE Department/Blue Ribbon School

Career Development Courses and Programs

Athletics

Boy's Basketball, Boy's Cross Country, Boy's Track & Field, Boy's Volleyball, Girl's Basketball, Girl's Cross Country, Girl's Track & Field, Girl's Volleyball, Intramural Sports

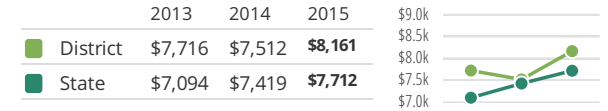
School Personnel Resources

Bilingual Education Teacher, School Psychologist, Special Education Teacher, Speech Language Pathologist-non teaching

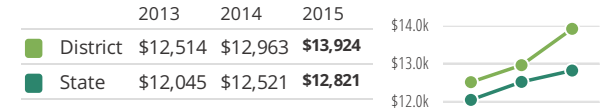
Facilities

District Finance

Instructional Spending per Pupil includes only the activities directly dealing with the teaching of students or the interaction between teachers and students.



Operational Spending per Pupil includes all costs for overall operations in this school's district, including Instructional Spending, but excluding summer school, adult education, capital expenditures, and long-term debt payments.



Educator Measures

This school has had **2 principal(s)** over the past 6 years. In the last three years, an average of **91% of teachers** return to this school each year.

FOR MORE INFORMATION

Visit IllinoisReportCard.com to see additional details about each item of information for this school. There you will find charts spanning multiple years, detailed explanations, resources, more of the school's programs and activities, and powerful tools that let you dig deeper into data.

Most of this data has been collected by ISBE from school districts through data systems. Some information, such as the School Highlights, is entered directly by principals and can be updated throughout the year.