



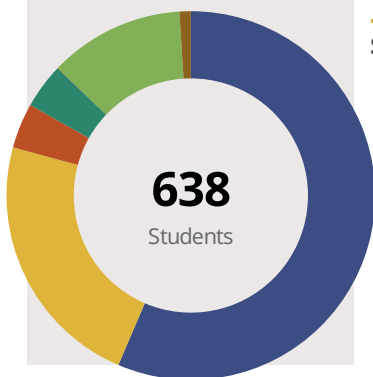
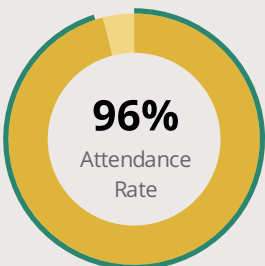
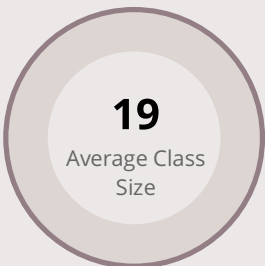
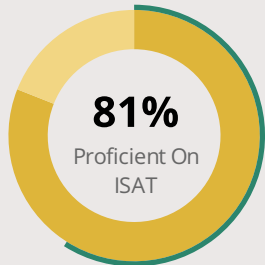
# LONGFELLOW ELEM SCHOOL

715 HIGHLAND AVE OAK PARK, IL 60304 1526 (708) 524-3060

Grades: P-5  
District: OAK PARK ESD 97

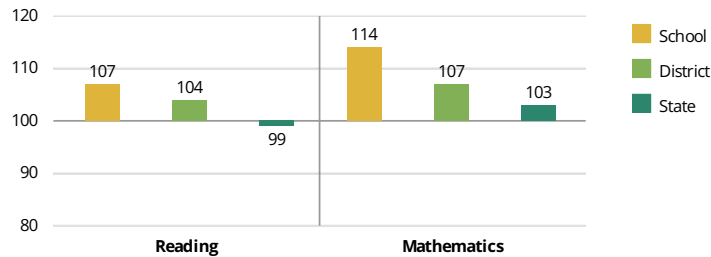
Principal: Angela Dolezal  
Superintendent: Dr. Albert Roberts

## FAST FACTS



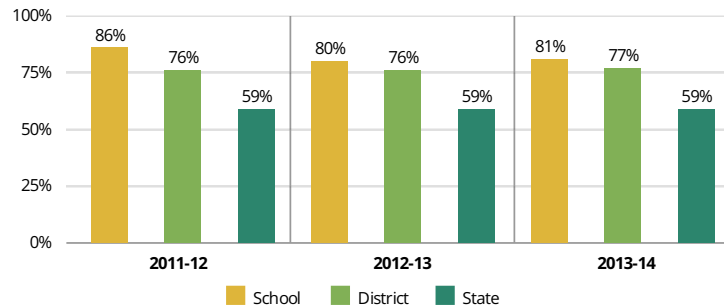
## Academic Growth

To measure the amount of academic growth a school's students demonstrate, Illinois compares students' performance on the ISAT from one year to the next. Scores over 100 indicate that students are improving relative to their grade level, for example by moving from Below Standards to Meets Standards.



## Academic Success

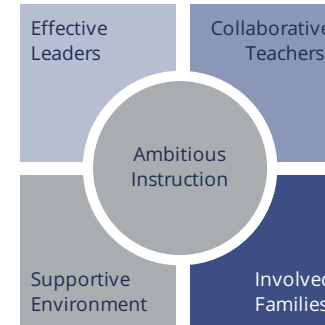
The percentage of students who meet or exceed standards on the Illinois Standards Achievement Test (ISAT).



## Student Characteristics

White	57%	Low Income	24%
Black	23%	English Learners	1%
Hispanic	4%	With Disabilities	14%
Asian	4%	Homeless	1%
American Indian	0%		
Two or More Races	12%		
Pacific Islander	1%		

## School Environment



The **5Essentials Survey** allows students in grades 6-12 and all teachers to share their perspectives on essential conditions for learning. The anonymous survey consists of 5 components.

- Most implementation
- More implementation
- Average implementation
- Less implementation
- Least implementation
- Not Applicable/Low Response

### Response Rates

Students	-
Teachers	94%

### Less Effective Leaders

Do principals and teachers implement a shared vision for success?

### Average Collaborative Teachers

Do teachers collaborate to promote professional growth?

### - Ambitious Instruction

Are the classes challenging and engaging?

### - Supportive Environment

Is the school safe, demanding, and supportive?

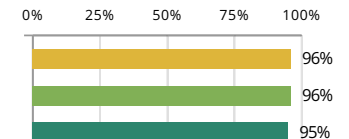
### More Involved Families

Does the entire staff build strong external relationships?

## Student Attendance and Mobility

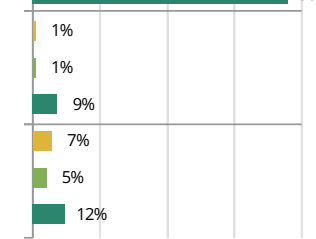
### Attendance Rate

Rate at which students are present, not including excused or unexcused absences



### Chronic Truancy Rate

Percentage of students who have been absent without valid reasons for 5% or more of regular school days



### Student Mobility

Percentage of students who transfer in or out of the school during the school year, not including graduates

School District State



# LONGFELLOW ELEM SCHOOL

## School Highlights

### Academic Courses

Gifted and Talented Programs, Spanish Conversation and Culture, Summer School, Title 1 Programs

### Career Development Courses and Programs

### Physical Education, Health and Wellness

Yoga Club

### Athletics

Girls on the Run, Spirit Team

### Other Programs and Activities

After School Care, Architecture Adventure, Before School Care, Chess Club, Choir, Environmental Club, Family Nights, Homework Club, Instrumental Music, Mentoring Program, Parent Associations, Science Club, Simple Machines Lego Club, Student Council/Government

### School Personnel Resources

Bilingual Education Teacher, Librarian/Media Specialist, School Nurse, School Psychologist, School Social Worker, Special Education Teacher, Speech Language Pathologist-non teaching

### School Awards

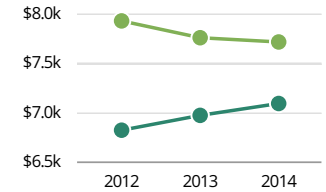
A number of Golden Apple Finalists, A number of Those Who Excel Nominees, IL Academic Excellence Recognition, Kindergarten Teacher was a finalist for Illinois Teacher of the Year, One Golden Apple Recipient, Winner of Local Eco-Art Contest

### Facilities

## District Finance

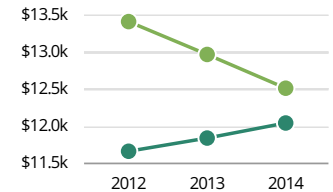
**Instructional Spending per Pupil** includes only the activities directly dealing with the teaching of students or the interaction between teachers and students.

	2012	2013	2014
District	\$7,929	\$7,759	<b>\$7,716</b>
State	\$6,824	\$6,974	<b>\$7,094</b>



**Operational Spending per Pupil** includes all costs for overall operations in this school's district, including Instructional Spending, but excluding summer school, adult education, capital expenditures, and long-term debt payments.

	2012	2013	2014
District	\$13,412	\$12,969	<b>\$12,514</b>
State	\$11,664	\$11,842	<b>\$12,045</b>



## Educator Measures

In the last six years, **1 principal(s)** have led this school. In the last three years, an average of **93% of teachers** return to this school from one year to the next.

Measures of teacher attendance and proficiency will be added to this report in 2015.

## FOR MORE INFORMATION

Visit [IllinoisReportCard.com](http://IllinoisReportCard.com) to see additional details about each item of information for this school. There you will find charts spanning multiple years, detailed explanations, resources, more of the school's programs and activities, and powerful tools that let you dig deeper into data.

Most of this data has been collected by ISBE from school districts through data systems. Some information, such as the School Highlights, is entered directly by principals and can be updated throughout the year.